



The BYD ATTO 3 – Child Restraint Service Campaign

What are the defects?

The rear centre seat child restraint anchorage (refer to illustration C) and front passenger seat (refer to illustration A) as a safety precaution should not be used with a child seat until we have carried out a minor modifications. The modifications will be carried out in accordance with Australian Design Rules.

Additionally, the front passenger airbag switch may be unintentionally disengaged via a switch in the front passenger side of the vehicle. If the switch is set to the off position the passenger front airbag will not deploy in the event of a collision (refer to illustration A).

What are the hazards?

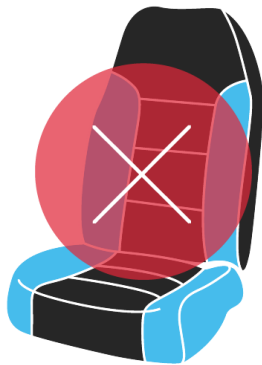
In the event of an accident, an airbag not deploying as intended could increase the risk of injury or death to vehicle occupants and other road users.

Note: **Do not disengage** the front passenger airbag switch (refer to illustration A).

Illustration A:

Do not use child restraint in front passenger seat position.

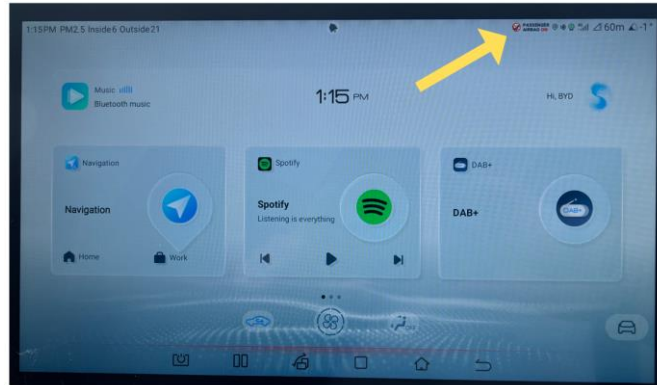
Do not disengage the front passenger airbag switch. Airbag must remain on at all times.




For users who currently have possession of their vehicle and are unsure if the passenger's airbag switch is on or off, please refer to the top of the infotainment screen. When you start your vehicle, (refer to Illustration B) a display will indicate if your airbag switch is on or off.




Illustration B



Passenger Airbag On

When the switch is ON, the passenger airbag is activated. The PAD status bar will display  **PASSENGER AIRBAG ON**. In the event of moderate to severe impact, and the triggering conditions being met, the passenger airbag will deploy.

Passenger Airbag Off

When the switch is OFF, the passenger airbag is de-activated. The PAD status bar will display  **PASSENGER AIRBAG OFF**. In the event of moderate to severe impact, and the triggering conditions being met, the passenger airbag will not deploy.

Note: **Do not use** the rear centre position to restraint child seat.

Illustration C

Do not use child restraint in rear centre seat position.

